

6th Grade Language Common Core Standards

Conventions of Standard English

1. Demonstrate command of the conventions of Standard English grammar and usage when writing or speaking.
 - a. Ensure that pronouns are in the proper case (subjective, objective, and possessive).
 - b. Use intensive pronouns (e.g., *myself*, *ourselves*).
 - c. Recognize and correct inappropriate shifts in pronoun number and person.
 - d. Recognize and correct vague pronouns (i.e., ones with unclear or ambiguous antecedents).
 - e. Recognize variations from Standard English in their own and others' writing and speaking, and identify and use strategies to improve expression in conventional language. (6.L.1)

Lesson A

 Sentence Types

 Subjects and Predicates

 Simple Sentences, Compound Sentences, and Conjunctions

 Complex Sentences and Clauses

 Correcting Fragments and Run-on Sentences

Lesson B

 Common and Proper Nouns

 Singular and Plural Nouns

 Irregular Plural Nouns

 Possessive Nouns

 Plurals and Possessives

 Appositives

Lesson C

 Action Verbs

 Subject-Verb Agreement

 Verb Agreement with Compound Subjects

 Simple Verb Tenses

 Perfect Verb Tenses


 Avoid Shifts in Verb Tenses

 Linking Verbs

 Irregular Verbs

Lesson D

 Pronouns and Antecedents


 Subject and Object Pronouns

 Possessive Pronouns

 Indefinite Pronouns

 Reflexive and Intensive Pronouns

 Correcting Shifts in Pronoun Number

 Correcting Shifts in Pronoun Person

 Avoiding Vague Pronoun References

Lesson E

 Adjectives and Predicate Adjectives

















 Proper Adjectives




 Comparative and Superlative Adjectives

 Comparing with *More* or *Most*

Lesson F

 Adverbs

	<ul style="list-style-type: none">  Using <i>Good</i> and <i>Well</i>  Comparative and Superlative Adverbs  Using Irregular Adverb Forms  Correcting Double Negatives <p>Lesson G</p> <ul style="list-style-type: none">  Prepositions  Prepositional Phrases <p>Lesson H Recognize & Use Conventional Language</p>
<p>2. Demonstrate command of the conventions of Standard English capitalization, punctuation, and spelling when writing.</p> <ul style="list-style-type: none"> a. Use punctuation (commas, parentheses, dashes) to set off nonrestrictive/parenthetical elements. b. Spell correctly. (6.L.2) 	<ul style="list-style-type: none">  First Words  Proper Nouns: Names and Titles of People  Proper Nouns: Names of Places  Other Proper Nouns and Adjectives  Titles of Works  End Punctuation  Commas  Quotation Marks  Apostrophes  Semicolons

	<ul style="list-style-type: none">  Tips for Improving Spelling  Spell and Use Frequently Confused Words  Use Resources to Check Spelling 																						
Knowledge of Language																							
<p>3. Use knowledge of language and its conventions when writing, speaking, reading, or listening.</p> <ul style="list-style-type: none"> a. Vary sentence patterns for meaning, reader/listener interest, and style. b. Maintain consistency in style and tone.* (6.L.3) 	<table border="0" style="width: 100%;"> <tr> <td style="width: 20%;">Lesson A</td> <td>Use Precise Language</td> </tr> <tr> <td>Lesson B</td> <td>Choose Punctuation for Effect</td> </tr> </table>	Lesson A	Use Precise Language	Lesson B	Choose Punctuation for Effect																		
Lesson A	Use Precise Language																						
Lesson B	Choose Punctuation for Effect																						
Vocabulary Acquisition and Use																							
<p>4. Determine or clarify the meaning of unknown and multiple-meaning words and phrases based on <i>grade 6 reading and content</i>, choosing flexibly from a range of strategies.</p> <ul style="list-style-type: none"> a. Use context (e.g., the overall meaning of a sentence or paragraph; a word's position or function in a sentence) as a clue to the meaning of a word or phrase. b. Use common, grade-appropriate Greek or Latin affixes and roots as clues to the meaning of a word (e.g., <i>audience, auditory, audible</i>). c. Consult reference materials (e.g., dictionaries, glossaries, thesauruses), both print and digital, to find the pronunciation of a word or determine or clarify its precise meaning or its part of speech. d. Verify the preliminary determination of the meaning of a word or phrase (e.g., by checking the inferred meaning in context or in a dictionary). (6.L.4) 	<table border="0" style="width: 100%;"> <tr> <td style="width: 20%;">Lesson A</td> <td>Multiple-Meaning Words</td> </tr> <tr> <td>Lesson B</td> <td>Use Context Clues</td> </tr> <tr> <td></td> <td>Unfamiliar Words in Sentence Context</td> </tr> <tr> <td></td> <td>Unfamiliar Words in Paragraph Context</td> </tr> <tr> <td>Lesson C</td> <td>Understand Word Parts</td> </tr> <tr> <td></td> <td>Prefixes</td> </tr> <tr> <td></td> <td>Suffixes</td> </tr> <tr> <td></td> <td>Roots</td> </tr> <tr> <td>Lesson D</td> <td>Use Print and Digital Resources</td> </tr> <tr> <td></td> <td>Dictionaries and Glossaries</td> </tr> <tr> <td></td> <td>Thesauruses</td> </tr> </table>	Lesson A	Multiple-Meaning Words	Lesson B	Use Context Clues		Unfamiliar Words in Sentence Context		Unfamiliar Words in Paragraph Context	Lesson C	Understand Word Parts		Prefixes		Suffixes		Roots	Lesson D	Use Print and Digital Resources		Dictionaries and Glossaries		Thesauruses
Lesson A	Multiple-Meaning Words																						
Lesson B	Use Context Clues																						
	Unfamiliar Words in Sentence Context																						
	Unfamiliar Words in Paragraph Context																						
Lesson C	Understand Word Parts																						
	Prefixes																						
	Suffixes																						
	Roots																						
Lesson D	Use Print and Digital Resources																						
	Dictionaries and Glossaries																						
	Thesauruses																						
<p>5. Demonstrate understanding of figurative language, word relationships, and nuances in word meanings.</p> <ul style="list-style-type: none"> a. Interpret figures of speech (e.g., personification) in context. 	<table border="0" style="width: 100%;"> <tr> <td style="width: 20%;">Lesson E</td> <td>Understand Figurative Language</td> </tr> <tr> <td></td> <td>Similes and Metaphors</td> </tr> </table>	Lesson E	Understand Figurative Language		Similes and Metaphors																		
Lesson E	Understand Figurative Language																						
	Similes and Metaphors																						

<p>b. Use the relationship between particular words (e.g., cause/effect, part/whole, item/category) to better understand each of the words.</p> <p>c. Distinguish among the connotations (associations) of words with similar denotations (definitions) (e.g., <i>stingy</i>, <i>scrimping</i>, <i>economical</i>, <i>unwasteful</i>, <i>thrifty</i>). (6.L.5)</p>	<p>Lesson F</p> <p>Personification</p> <p>Understand Word Relationships</p> <p>Analogies</p> <p>Connotation and Denotation</p>
<p>6. Acquire and use accurately grade-appropriate general academic and domain-specific words and phrases; gather vocabulary knowledge when considering a word or phrase important to comprehension or expression. (6.L.6)</p>	<p>Lesson G</p> <p>Build Vocabulary</p> <p>Use Precise Language</p> <p>Use Content Words</p>